

Vacuum Regulator

Series IRV10/20

RoHS

How to Order

Standard connections

IRV 20 - C08

Body size

10	Max. flow 140 ℓ/min (ANR)
20	Max. flow 240 ℓ/min (ANR)

Fittings

Nil	Straight
L	Elbow

Accessory ②

Nil	None Note 1)	
G	With pressure gauge Note 2) Note 3) (IRV10: With GZ33-K-01, IRV20: With GZ43-K-01)	
ZN	With Note 3) digital pressure switch	NPN open collector 1 output
ZP		PNP open collector 1 output
ZA		NPN open collector 2 outputs
ZB		PNP open collector 2 outputs
		With ZSE30A-01-N-ML
		With ZSE30A-01-P-ML
		With ZSE30A-01-A-ML
		With ZSE30A-01-B-ML

Note 1) Two plug nuts are mounted on the gauge port. When the Rc1/8 port is required, please order the optional gauge nut assembly P601010-18 separately. (Refer to page 8.)

Note 2) Pressure gauge accuracy: Within ±3% of full scale

Note 3) Plug nut and gauge nut are included. (For details, refer to back page 1.) Accessories are included in the same container.



Straight

Elbow


Connection tubing O.D.

Symbol	Tubing O.D.	IRV10	IRV20
C06	Metric	○	○
C08		●	●
C10		—	●
N07	Inch	○	○
N09		●	●
N11		—	●

Accessory ① Note 1)

Nil	None
B	With bracket
L	With bottom bracket

Note 1) Accessories are shipped together.



Bottom bracket

Single sided connections

IRV 20 A - C08

Body size

10	Max. flow 140 ℓ/min (ANR)
20	Max. flow 240 ℓ/min (ANR)

Single sided connections

A	Single sided connections
---	--------------------------

Fittings

Nil	Straight
L	Elbow

Made to Order

For details, refer to page 10.

Symbol	Specification
X1	Integrated digital pressure switch for panel mounting


Accessory ②

Nil	None Note 1)	
G	With pressure gauge Note 2) Note 3) (IRV10A: With GZ33-K-01, IRV20A: With GZ43-K-01)	
ZN	With Note 3) digital pressure switch	NPN open collector 1 output
ZP		PNP open collector 1 output
ZA		NPN open collector 2 outputs
ZB		PNP open collector 2 outputs
		With ZSE30A-01-N-ML
		With ZSE30A-01-P-ML
		With ZSE30A-01-A-ML
		With ZSE30A-01-B-ML

Note 1) Two plug nuts are mounted on the gauge port. When the Rc1/8 port is required, please order the optional gauge nut assembly P601010-18 separately. (Refer to page 8.)

Note 2) Pressure gauge accuracy: Within ±3% of full scale

Note 3) Gauge nut is included. Accessories are included in the same container.



Elbow

Straight


Connection tubing O.D.

Symbol	Tubing O.D.	IRV10A	IRV20A
C06	Metric	○	○
C08		●	●
C10		—	●
N07	Inch	○	○
N09		●	●
N11		—	●

Accessory ① Note 1)

Nil	None
B	With bracket
L	With bottom bracket

Note 1) Accessories are shipped together.



Bottom bracket