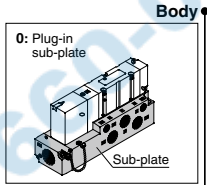


How to Order Valves (Single Unit)



Port size

Nil	Without sub-plate (For manifold)
02	1/4
03	3/8

Thread type

Nil	Rc
F	G
N	NPT
T	NPTF

Enclosure

Nil	Dust-protected
W	Dust-tight/ Water-jet-proof (IP65)

Plug-in	VQ4	1	0	0	-	5					1	-		02		-	
Plug lead	VQ4	2	5	1	-	5	G				1	-		02		-	

Type of actuation

1	2-position single (A)(B) 4 2	3-position closed center (A)(B) 4 2
	2-position double (A)(B) 4 2	3-position exhaust center (A)(B) 4 2
	2-position double (A)(B) 4 2	3-position pressure center (A)(B) 4 2
	2-position double (A)(B) 4 2	3-position double check (A)(B) 4 2
2	2-position single (R1)(P1)(R2) 5 1 3	3-position closed center (R1)(P1)(R2) 5 1 3
	2-position double (R1)(P1)(R2) 5 1 3	3-position exhaust center (R1)(P1)(R2) 5 1 3
3	2-position single (R1)(P1)(R2) 5 1 3	3-position pressure center (R1)(P1)(R2) 5 1 3
	2-position double (R1)(P1)(R2) 5 1 3	3-position double check (R1)(P1)(R2) 5 1 3

Note) For double check type, refer to page 478.

Porting specifications

Nil	Side ported
B	Bottom ported

CE-compliant

Nil	—
Q	CE-compliant

Note) CE-compliant: For DC only.

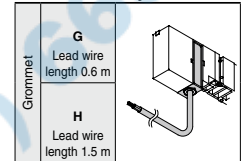
Manual override

Nil: Non-locking push type (Tool required)	B: Locking type (Tool required)	C: Locking type (Manual)
--	------------------------------------	-----------------------------

Light/Surge voltage suppressor

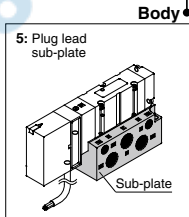
Nil	Yes
E	Without light, with surge voltage suppressor

Electrical entry



Coil voltage

1	100 VAC (50/60 Hz)
2	200 VAC (50/60 Hz)
3	110 VAC (50/60 Hz)
4	220 VAC (50/60 Hz)
5	24 VDC
6	12 VDC



Seal

0	Metal seal
1	Rubber seal

Function

Nil Note 1)	Standard (0.95 W)
Y Note 2)	Low wattage type (0.4 W)
R Note 3)	External pilot

Note 1) When the unit is energized continuously, refer to "Specific Product Precautions 1" on page 533.

Note 2) In addition, only DC is available with Y.

Note 3) For details about external pilot specifications, refer to page 481. Combination of external pilot and perfect interface is not possible.

Note 4) When multiple symbols are specified, indicate them alphabetically.

How to Order Sub-plates

VQ4000	-	P		-		02		-	
--------	---	---	--	---	--	----	--	---	--

Electrical entry

P	Plug-in conduit terminal
S	Plug lead

Enclosure

Nil	Dust-protected
W Note)	Dust-tight/Water-jet-proof

Note) Not required for plug lead type.

Porting specifications

Nil	Side ported
B	Bottom ported Note)

Thread type

Nil	Rc
F	G
N	NPT
T	NPTF

Port size

02	1/4
03	3/8

Note) For bottom ported, port size is 1/4 only.

CE-compliant

Nil	—
Q	CE-compliant

Replacement of pilot valve assembly (Voltage)

- Refer to pages 486 and 487 for pilot valve assembly part numbers.
- Refer to page 534 for replacement method.